

Work Orders: 8K29168

Report Date: 1/23/2019

Received Date: 11/29/2018

Project: Irwindale SW Outfall Mon.

Turnaround Time: Normal

Phones: (818) 841-9004

Fax: (818) 841-8013

Attn: Edmond G. Suher

P.O. #:

Client: AEI-CASC Consulting
2740 W. Magnolia Blvd., Ste.102
Burbank, CA 91505

Billing Code:


ELAP-CA #1132 • EPA-UCMR #CA00211 • Guam-EPA #17-008R • HW-DOH # • ISO 17025 #L2457.01 • LACSD #10143 •
NELAP-CA #04229CA • NELAP-OR #4047 • NJ-DEP #CA015 • NV-DEP #NAC 445A • SCAQMD #93LA1006

This is a complete final report. The information in this report applies to the samples analyzed in accordance with the chain-of-custody document. Weck Laboratories certifies that the test results meet all requirements of TNI unless noted by qualifiers or written in the Case Narrative. This analytical report must be reproduced in its entirety.

Dear Edmond G. Suher,

Enclosed are the results of analyses for samples received 11/29/18 with the Chain-of-Custody document. The samples were received in good condition, at 13.9 °C and on ice. All analyses met the method criteria except as noted in the case narrative or in the report with data qualifiers.

Reviewed by:



Brandon Gee
Operations Manager/Senior PM





WECK LABORATORIES, INC.

AEI-CASC Consulting
2740 W. Magnolia Blvd., Ste.102
Burbank, CA 91505

Certificate of Analysis

FINAL REPORT

Project Number: Irwindale SW Outfall Mon.

Reported:

01/23/2019 14:25

Project Manager: Edmond G. Suher

Sample Summary

Sample Name	Sampled By	Lab ID	Matrix	Sampled	Qualifiers
SGR-077	ES/AH	8K29168-01	Water	11/29/18 14:20	
Trip Blank	ES/AH	8K29168-02	Water	11/29/18 00:00	

Analyses Accreditation Summary

Analyte	CAS #	Not By NELAP	By ANAB
EPA 625.1 in Water			
Naphthalene	91-20-3	✓	
Acenaphthylene	208-96-8	✓	
Acenaphthene	83-32-9	✓	
Fluorene	86-73-7	✓	
Phenanthrene	85-01-8	✓	
Anthracene	120-12-7	✓	
Fluoranthene	206-44-0	✓	
Pyrene	129-00-0	✓	
Benzo (a) anthracene	56-55-3	✓	
Chrysene	218-01-9	✓	
Benzo (b) fluoranthene	205-99-2	✓	
Benzo (k) fluoranthene	207-08-9	✓	
Benzo (a) pyrene	50-32-8	✓	
Indeno (1,2,3-cd) pyrene	193-39-5	✓	
Dibenzo (a,h) anthracene	53-70-3	✓	
Benzo (g,h,i) perylene	191-24-2	✓	
1,3-Dimethyl-2-nitrobenzene	81-20-9	✓	
Perylene-d12	1520-96-3	✓	
SM 9221F in Water			
E. coli		✓	



WECK LABORATORIES, INC.

AEI-CASC Consulting
2740 W. Magnolia Blvd., Ste.102
Burbank, CA 91505

Certificate of Analysis

FINAL REPORT

Project Number: Irwindale SW Outfall Mon.

Reported:

01/23/2019 14:25

Project Manager: Edmond G. Suher

Sample Results

Sample: SGR-077

Sampled: 11/29/18 14:20 by ES/AH

8K29168-01 (Water)

Analyte	Result	MDL	MRL	Units	Dil	Analyzed	Qualifier
Anions by IC, EPA Method 300.0							
Method: EPA 300.0	Batch ID: W8K1546	Instr: LC12	Prepared: 11/30/18 08:07	Analyst: jan			
Chloride, Total	9.6	0.10	0.50	mg/l	1	11/30/18 16:29	
NO2+NO3 as N	0.62	0.020	0.11	mg/l	1	11/30/18 16:29	
Sulfate as SO4	8.8	0.10	0.50	mg/l	1	11/30/18 16:29	
Conventional Chemistry/Physical Parameters by APHA/EPA/ASTM Methods							
Method: EPA 160.4	Batch ID: W8L0016	Instr: OVEN11	Prepared: 12/01/18 15:17	Analyst: sar			
Volatile Suspended Solids	13	3.1	5.0	mg/l	1	12/03/18 11:39	
Method: EPA 180.1	Batch ID: W8K1537	Instr: TURB01	Prepared: 11/29/18 19:26	Analyst: nll			
Turbidity	57	0.048	0.20	NTU	2	11/30/18 16:06	
Method: EPA 335.4	Batch ID: W8L0703	Instr: AA01	Prepared: 12/11/18 11:20	Analyst: aem			
Cyanide, Total	ND	2.7	5.0	ug/l	1	12/14/18 00:46	O-21
Method: EPA 350.1	Batch ID: W8L0694	Instr: AA06	Prepared: 12/11/18 10:12	Analyst: mcs			
Ammonia as N	0.41	0.048	0.10	mg/l	1	12/11/18 15:32	
Method: EPA 351.2	Batch ID: W8L0765	Instr: AA06	Prepared: 12/11/18 16:58	Analyst: mcs			
TKN	1.0	0.050	0.10	mg/l	1	12/21/18 10:50	
Method: EPA 410.4	Batch ID: W8L0132	Instr: UVVIS04	Prepared: 12/04/18 09:19	Analyst: jck			
Chemical Oxygen Demand	74	0.73	5.0	mg/l	1	12/04/18 14:26	
Method: EPA 420.4	Batch ID: W8L0464	Instr: AA03	Prepared: 12/07/18 10:18	Analyst: mcs			
Phenolics	0.018	0.0042	0.010	mg/l	1	12/11/18 17:32	
Method: SM 2320B	Batch ID: W8L0164	Instr: PH01	Prepared: 12/04/18 12:40	Analyst: anb			
Alkalinity as CaCO3	38	0.56	2.0	mg/l	1	12/06/18 14:32	
Method: SM 2510B	Batch ID: W8L0839	Instr: AA02	Prepared: 12/12/18 14:23	Analyst: anb			
Specific Conductance (EC)	140	0.23	2.0	umhos/cm	1	12/19/18 12:12	
Method: SM 2540C	Batch ID: W8L0277	Instr: OVEN01	Prepared: 12/05/18 11:03	Analyst: nll			
Total Dissolved Solids	95	4.0	10	mg/l	1	12/05/18 19:04	
Method: SM 2540D	Batch ID: W8L0019	Instr: OVEN11	Prepared: 12/01/18 15:41	Analyst: sar			
Total Suspended Solids	21		5	mg/l	1	12/03/18 11:39	
Method: SM 4500O-G	Batch ID: W8K1535	Instr: PH13	Prepared: 11/29/18 19:21	Analyst: sar			
Dissolved Oxygen	8.43	0.500	1.00	mg/l	1	11/29/18 19:27	*
Method: SM 5210B	Batch ID: W8K1627	Instr: PH13	Prepared: 11/30/18 20:42	Analyst: sar			
Biochemical Oxygen Demand	5.7	2.0	2.0	mg/l	1	12/06/18 14:01	
Method: SM 5310B	Batch ID: W8L0387	Instr: TOC02	Prepared: 12/06/18 12:22	Analyst: jlp			
Total Organic Carbon (TOC)	12	0.0090	0.30	mg/l	1	12/06/18 13:20	
Method: SM 5540C	Batch ID: W8K1608	Instr: UVVIS04	Prepared: 11/30/18 15:41	Analyst: mcs			
MBAS	0.20	0.019	0.050	mg/l	1	11/30/18 19:22	

Hexavalent Chromium by IC

8K29168

Page 3 of 21



WECK LABORATORIES, INC.

AEI-CASC Consulting
2740 W. Magnolia Blvd., Ste.102
Burbank, CA 91505

Project Number: Irwindale SW Outfall Mon.

Project Manager: Edmond G. Suher

Certificate of Analysis

FINAL REPORT

Reported:
01/23/2019 14:25

Sample Results

(Continued)

Sample: SGR-077

Sampled: 11/29/18 14:20 by ES/AH

8K29168-01 (Water)

(Continued)

Analyte	Result	MDL	MRL	Units	Dil	Analyzed	Qualifier
Hexavalent Chromium by IC (Continued)							
Method: EPA 218.6	Batch ID: W8L0862	Instr: LC13	Prepared: 12/12/18 17:13	Analyst: pjs			
Chromium 6+, Dissolved	0.36	0.024	0.10	ug/l	5	12/13/18 18:38	
Hydrocarbons by GC/FID							
Method: EPA 8015B	Batch ID: W8K1552	Instr: GC04	Prepared: 11/30/18 08:50	Analyst: ars			
Diesel Range Organics	0.40	0.12	0.50	mg/l	5	12/04/18 06:00	M-04, J
Oil Range Organics	ND	1.6	2.5	mg/l	5	12/04/18 06:00	M-04
<i>Surrogate(s)</i>							
n-Tetracosane	95% Conc: 0.238	64-155				12/04/18 06:00	M-04
Mercury - Low Level by CVAFS							
Method: EPA 1631E	Batch ID: W8L0058	Instr: HG02	Prepared: 11/30/18 18:25	Analyst: map			
Mercury, Total	11	3.1	5.0	ng/l	10	12/04/18 20:24	
Metals by EPA 200 Series Methods							
Method: EPA 200.7	Batch ID: [CALC]	Instr: [CALC]	Prepared: 12/04/18 11:51	Analyst: JCK			
Calcium Hardness as CaCO3	40		0.250	mg/l	1	12/06/18 11:38	
Method: EPA 200.7	Batch ID: W8L0155	Instr: ICP03	Prepared: 12/04/18 11:51	Analyst: JCK			
Calcium, Total	16.0	0.0160	0.100	mg/l	1	12/06/18 11:38	
Method: EPA 200.7	Batch ID: W9A0840	Instr: ICP03	Prepared: 01/15/19 13:32	Analyst: mtt			
Phosphorus, Dissolved	0.18	0.012	0.020	mg/l	1	01/17/19 13:25	
Phosphorus, Total	0.25	0.012	0.020	mg/l	1	01/17/19 13:35	
Method: EPA 200.8	Batch ID: W8L0154	Instr: ICPMS02	Prepared: 12/04/18 11:46	Analyst: MTT			
Aluminum, Dissolved	67	1.3	5.0	ug/l	1	12/07/18 18:54	
Aluminum, Total	1200	1.3	5.0	ug/l	1	12/07/18 19:01	
Antimony, Dissolved	16	0.045	0.50	ug/l	1	12/07/18 18:54	
Antimony, Total	18	0.045	0.50	ug/l	1	12/07/18 19:01	
Arsenic, Dissolved	0.95	0.074	0.40	ug/l	1	12/07/18 18:54	
Arsenic, Total	1.4	0.074	0.40	ug/l	1	12/07/18 19:01	
Cadmium, Dissolved	0.070	0.041	0.10	ug/l	1	12/07/18 18:54	J
Cadmium, Total	0.12	0.041	0.10	ug/l	1	12/07/18 19:01	
Chromium, Dissolved	0.66	0.035	0.20	ug/l	1	12/07/18 18:54	
Chromium, Total	3.4	0.035	0.20	ug/l	1	12/07/18 19:01	
Copper, Dissolved	12	0.13	0.50	ug/l	1	12/07/18 18:54	
Copper, Total	19	0.13	0.50	ug/l	1	12/07/18 19:01	
Iron, Dissolved	84	0.91	20	ug/l	1	12/07/18 18:54	
Iron, Total	1600	0.91	20	ug/l	1	12/07/18 19:01	
Lead, Dissolved	0.21	0.031	0.20	ug/l	1	12/07/18 18:54	
Lead, Total	3.2	0.031	0.20	ug/l	1	12/07/18 19:01	
Nickel, Dissolved	2.8	0.045	0.80	ug/l	1	12/07/18 18:54	

8K29168

Page 4 of 21



WECK LABORATORIES, INC.

AEI-CASC Consulting
2740 W. Magnolia Blvd., Ste.102
Burbank, CA 91505

Project Number: Irwindale SW Outfall Mon.

Project Manager: Edmond G. Suher

Certificate of Analysis

FINAL REPORT

Reported:

01/23/2019 14:25

Sample Results

(Continued)

Sample: SGR-077

Sampled: 11/29/18 14:20 by ES/AH

8K29168-01 (Water)

(Continued)

Analyte	Result	MDL	MRL	Units	Dil	Analyzed	Qualifier
---------	--------	-----	-----	-------	-----	----------	-----------

Metals by EPA 200 Series Methods (Continued)

Method: EPA 200.8	Batch ID: W8L0154	Instr: ICPMS02	Prepared: 12/04/18 11:46			Analyst: MTT
Nickel, Total	5.1	0.045	0.80	ug/l	1	12/07/18 19:01
Zinc, Dissolved	77	0.94	5.0	ug/l	1	12/07/18 18:54
Zinc, Total	160	0.94	5.0	ug/l	1	12/07/18 19:01

Microbiological Parameters by Standard Methods

Method: SM 9221F	Batch ID: W8L0966	Instr: _ANALYST	Prepared: 11/29/18 19:58			Analyst: slh
E. coli		700	18	MPN/100ml	10	12/07/18 13:58

Semivolatile Organics - Low Level by Tandem GC/MS/MS

Method: EPA 625.1	Batch ID: W8L0255	Instr: GCMS15	Prepared: 12/05/18 08:42	Analyst: EFC			
Acenaphthene	2.7	2.2	25	ng/l	1	01/10/19 02:40	M-02, J
Acenaphthylene	ND	2.6	25	ng/l	1	01/10/19 02:40	M-02
Anthracene	4.8	4.6	25	ng/l	1	01/10/19 02:40	M-02, J
Benzo (a) anthracene	6.4	4.0	25	ng/l	1	01/10/19 02:40	M-02, J
Benzo (a) pyrene	4.8	2.9	25	ng/l	1	01/10/19 02:40	M-02, J
Benzo (b) fluoranthene	9.2	8.0	25	ng/l	1	01/10/19 02:40	J, M-02
Benzo (g,h,i) perylene	16	4.5	25	ng/l	1	01/10/19 02:40	M-02, J
Benzo (k) fluoranthene	ND	2.6	25	ng/l	1	01/10/19 02:40	M-02
Chrysene	17	2.6	25	ng/l	1	01/10/19 02:40	M-02, J
Dibenzo (a,h) anthracene	ND	6.0	25	ng/l	1	01/10/19 02:40	M-02
Fluoranthene	24	6.5	25	ng/l	1	01/10/19 02:40	M-02, J
Fluorene	7.4	3.8	25	ng/l	1	01/10/19 02:40	M-02, J
Indeno (1,2,3-cd) pyrene	7.7	5.0	25	ng/l	1	01/10/19 02:40	M-02, J
Naphthalene	10	2.6	25	ng/l	1	01/10/19 02:40	J, M-02
Phenanthrene	38	4.8	25	ng/l	1	01/10/19 02:40	M-02
Pyrene	23	3.4	25	ng/l	1	01/10/19 02:40	M-02, J

<i>Surrogate(s)</i>							
1,3-Dimethyl-2-nitrobenzene	74%	Conc: 369	50-150			01/10/19 02:40	M-02
Perylene-d12	42%	Conc: 212	50-150			01/10/19 02:40	M-02, S-11

Sample: SGR-077

Sampled: 11/29/18 14:20 by ES/AH

8K29168-01RE1 (Water)

Analyte	Result	MDL	MRL	Units	Dil	Analyzed	Qualifier
---------	--------	-----	-----	-------	-----	----------	-----------

Hexavalent Chromium by IC

Method: EPA 218.6	Batch ID: W8L0860	Instr: LC13	Prepared: 12/12/18 17:01			Analyst: pjs	
Chromium 6+ -----	ND	0.24	1.0	ug/l	50	12/13/18 13:19	M-05



WECK LABORATORIES, INC.

AEI-CASC Consulting
2740 W. Magnolia Blvd., Ste.102
Burbank, CA 91505

Certificate of Analysis

FINAL REPORT

Project Number: Irwindale SW Outfall Mon.

Reported:

01/23/2019 14:25

Project Manager: Edmond G. Suher

Sample Results


(Continued)

Sample: Trip Blank
8K29168-02 (Water) Sampled: 11/29/18 0:00 by ES/AH

Analyte	Result	MDL	MRL	Units	Dil	Analyzed	Qualifier
---------	--------	-----	-----	-------	-----	----------	-----------

Mercury - Low Level by CVAFS

Method: EPA 1631E	Batch ID: W8L0058	Instr: HG02	Prepared: 11/30/18 18:25	Analyst: map			
Mercury, Total	ND	0.31	0.50	ng/l	1	12/04/18 20:24	



WECK LABORATORIES, INC.

AEI-CASC Consulting
2740 W. Magnolia Blvd., Ste.102
Burbank, CA 91505

Certificate of Analysis

FINAL REPORT

Project Number: Irwindale SW Outfall Mon.

Reported:


01/23/2019 14:25

Project Manager: Edmond G. Suher

Quality Control Results

Anions by IC, EPA Method 300.0

Analyte	Result	MDL	MRL	Units	Spike Level	Source Result	%REC	Limits	RPD	RPD Limit	Qualifier
Batch: W8K1546 - EPA 300.0											
Blank (W8K1546-BLK1)						Prepared & Analyzed: 11/30/18					
Chloride, Total	ND	0.10	0.50	mg/l							
NO2+NO3 as N	ND	0.020	0.11	mg/l							
Sulfate as SO4	0.145	0.10	0.50	mg/l							B-07, J
LCS (W8K1546-BS1)						Prepared & Analyzed: 11/30/18					
Chloride, Total	20.6	0.10	0.50	mg/l	20.0		103	90-110			
NO2+NO3 as N	4.20	0.020	0.11	mg/l	4.00		105	90-110			
Sulfate as SO4	21.0	0.10	0.50	mg/l	20.0		105	90-110			
Matrix Spike (W8K1546-MS1)						Source: 8K29070-01					
						Prepared & Analyzed: 11/30/18					
Chloride, Total	534	1.0	5.0	mg/l	200	331	101	76-118			
NO2+NO3 as N	42.8	0.20	1.1	mg/l	40.0	ND	107	84-115			
Sulfate as SO4	290	1.0	5.0	mg/l	200	77.5	106	78-111			
Matrix Spike (W8K1546-MS2)						Source: 8K29072-01					
						Prepared & Analyzed: 11/30/18					
Chloride, Total	207	1.0	5.0	mg/l	200	2.25	102	76-118			
NO2+NO3 as N	43.9	0.20	1.1	mg/l	40.0	0.981	107	84-115			
Sulfate as SO4	212	1.0	5.0	mg/l	200	2.76	105	78-111			
Matrix Spike Dup (W8K1546-MSD1)						Source: 8K29070-01					
						Prepared & Analyzed: 11/30/18					
Chloride, Total	534	1.0	5.0	mg/l	200	331	101	76-118	0.03	20	
NO2+NO3 as N	42.8	0.20	1.1	mg/l	40.0	ND	107	84-115	0.1	20	
Sulfate as SO4	289	1.0	5.0	mg/l	200	77.5	106	78-111	0.2	20	
Matrix Spike Dup (W8K1546-MSD2)						Source: 8K29072-01					
						Prepared & Analyzed: 11/30/18					
Chloride, Total	207	1.0	5.0	mg/l	200	2.25	102	76-118	0.1	20	
NO2+NO3 as N	44.0	0.20	1.1	mg/l	40.0	0.981	108	84-115	0.3	20	
Sulfate as SO4	213	1.0	5.0	mg/l	200	2.76	105	78-111	0.3	20	



WECK LABORATORIES, INC.

Certificate of Analysis

FINAL REPORT

AEI-CASC Consulting
2740 W. Magnolia Blvd., Ste.102
Burbank, CA 91505

Project Number: Irwindale SW Outfall Mon.

Project Manager: Edmond G. Suher

Reported:
01/23/2019 14:25

Quality Control Results

(Continued)

Conventional Chemistry/Physical Parameters by APHA/EPA/ASTM Methods

Analyte	Result	MDL	MRL	Units	Spike Level	Source Result	%REC	Limits	RPD	RPD Limit	Qualifier
Batch: W8K1537 - EPA 180.1											
Blank (W8K1537-BLK1)						Prepared: 11/29/18 Analyzed: 11/30/18					
Turbidity	ND	0.024	0.10	NTU							
LCS (W8K1537-BS1)						Prepared: 11/29/18 Analyzed: 11/30/18					
Turbidity	6.99	0.024	0.10	NTU	6.99		100	90-110			
Duplicate (W8K1537-DUP1)						Source: 8K29059-01 Prepared: 11/29/18 Analyzed: 11/30/18					
Turbidity	196	0.24	1.0	NTU		198			1	10	
Batch: W8K1608 - SM 5540C											
Blank (W8K1608-BLK1)						Prepared & Analyzed: 11/30/18					
MBAS	ND	0.019	0.050	mg/l							
LCS (W8K1608-BS1)						Prepared & Analyzed: 11/30/18					
MBAS	0.185	0.019	0.050	mg/l	0.200		93	82-115			
Matrix Spike (W8K1608-MS1)						Source: 8K29205-11 Prepared & Analyzed: 11/30/18					
MBAS	0.192	0.019	0.050	mg/l	0.200	ND	96	74-123			
Matrix Spike Dup (W8K1608-MSD1)						Source: 8K29205-11 Prepared & Analyzed: 11/30/18					
MBAS	0.194	0.019	0.050	mg/l	0.200	ND	97	74-123	0.8	20	
Batch: W8K1627 - SM 5210B											
Blank (W8K1627-BLK1)						Prepared: 11/30/18 Analyzed: 12/06/18					
Biochemical Oxygen Demand	ND	2.0	2.0	mg/l							
Blank (W8K1627-BLK2)						Prepared: 11/30/18 Analyzed: 12/06/18					
Biochemical Oxygen Demand	ND	2.0	2.0	mg/l							
LCS (W8K1627-BS1)						Prepared: 11/30/18 Analyzed: 12/06/18					
Biochemical Oxygen Demand	206	2.0	2.0	mg/l	198		104	85-115			
Duplicate (W8K1627-DUP1)						Source: 8K30011-03 Prepared: 11/30/18 Analyzed: 12/06/18					
Biochemical Oxygen Demand	ND	2.0	2.0	mg/l		ND				20	
Duplicate (W8K1627-DUP2)						Source: 8K30011-04 Prepared: 11/30/18 Analyzed: 12/06/18					
Biochemical Oxygen Demand	10.7	2.0	2.0	mg/l		10.2			4	20	
Batch: W8L0016 - EPA 160.4											
Blank (W8L0016-BLK1)						Prepared: 12/01/18 Analyzed: 12/03/18					
Volatile Suspended Solids	ND	3.1	5.0	mg/l							
LCS (W8L0016-BS1)						Prepared: 12/01/18 Analyzed: 12/03/18					
Volatile Suspended Solids	44	3.1	5.0	mg/l	40.4		109	90-110			
Duplicate (W8L0016-DUP1)						Source: 8K29072-02 Prepared: 12/01/18 Analyzed: 12/03/18					
Volatile Suspended Solids	11	3.1	5.0	mg/l		11			0	15	
Duplicate (W8L0016-DUP2)						Source: 8K29191-02 Prepared: 12/01/18 Analyzed: 12/03/18					
Volatile Suspended Solids	ND	3.1	5.0	mg/l		ND				15	
Batch: W8L0019 - SM 2540D											
Blank (W8L0019-BLK1)						Prepared: 12/01/18 Analyzed: 12/03/18					
Total Suspended Solids	ND		5	mg/l							

8K29168

Page 8 of 21



WECK LABORATORIES, INC.

AEI-CASC Consulting
2740 W. Magnolia Blvd., Ste.102
Burbank, CA 91505

Certificate of Analysis

FINAL REPORT

Project Number: Irwindale SW Outfall Mon.

Reported:

01/23/2019 14:25

Project Manager: Edmond G. Suher

Quality Control Results

(Continued)

Conventional Chemistry/Physical Parameters by APHA/EPA/ASTM Methods (Continued)

Analyte	Result	MDL	MRL	Units	Spike Level	Source Result	%REC	Limits	RPD	Limit	Qualifier
Batch: W8L0019 - SM 2540D (Continued)											
LCS (W8L0019-BS1)						Prepared: 12/01/18 Analyzed: 12/03/18					
Total Suspended Solids	61.0		5	mg/l	56.8		107	90-110			
Duplicate (W8L0019-DUP1)						Source: 8K29072-02 Prepared: 12/01/18 Analyzed: 12/03/18					
Total Suspended Solids	23.0		5	mg/l		23.0			0	20	
Duplicate (W8L0019-DUP2)						Source: 8K29191-02 Prepared: 12/01/18 Analyzed: 12/03/18					
Total Suspended Solids	6.00		5	mg/l		5.00			18	20	
Batch: W8L0132 - EPA 410.4											
Blank (W8L0132-BLK1)						Prepared & Analyzed: 12/04/18					
Chemical Oxygen Demand	ND	0.73	5.0	mg/l							
LCS (W8L0132-BS1)						Prepared & Analyzed: 12/04/18					
Chemical Oxygen Demand	964	0.73	5.0	mg/l	1000		96	90-110			
Duplicate (W8L0132-DUP1)						Source: 8L03109-01 Prepared & Analyzed: 12/04/18					
Chemical Oxygen Demand	3990	5.8	40	mg/l		3660			9	15	
Matrix Spike (W8L0132-MS1)						Source: 8K30127-01 Prepared & Analyzed: 12/04/18					
Chemical Oxygen Demand	2270	1.5	10	mg/l	2000	330	97	90-110			
Matrix Spike Dup (W8L0132-MSD1)						Source: 8K30127-01 Prepared & Analyzed: 12/04/18					
Chemical Oxygen Demand	2310	1.5	10	mg/l	2000	330	99	90-110	2	15	
Batch: W8L0164 - SM 2320B											
Blank (W8L0164-BLK1)						Prepared: 12/04/18 Analyzed: 12/06/18					
Alkalinity as CaCO3	0.770	0.56	2.0	mg/l							J
LCS (W8L0164-BS1)						Prepared: 12/04/18 Analyzed: 12/06/18					
Alkalinity as CaCO3	253	0.56	2.0	mg/l	250		101	94-108			
Duplicate (W8L0164-DUP1)						Source: 8J01001-02 Prepared: 12/04/18 Analyzed: 12/06/18					
Alkalinity as CaCO3	91.3	0.56	2.0	mg/l		92.3			1	15	
Batch: W8L0277 - SM 2540C											
Blank (W8L0277-BLK1)						Prepared & Analyzed: 12/05/18					
Total Dissolved Solids	ND	4.0	10	mg/l							
LCS (W8L0277-BS1)						Prepared & Analyzed: 12/05/18					
Total Dissolved Solids	807	4.0	10	mg/l	824		98	96-102			
Duplicate (W8L0277-DUP1)						Source: 8K29169-01 Prepared & Analyzed: 12/05/18					
Total Dissolved Solids	39100	4.0	10	mg/l		40100			2	10	
Duplicate (W8L0277-DUP2)						Source: 8K29189-51 Prepared & Analyzed: 12/05/18					
Total Dissolved Solids	35200	4.0	10	mg/l		37000			5	10	
Batch: W8L0387 - SM 5310B											
Blank (W8L0387-BLK1)						Prepared & Analyzed: 12/06/18					
Total Organic Carbon (TOC)	ND	0.0090	0.30	mg/l							
LCS (W8L0387-BS1)						Prepared & Analyzed: 12/06/18					
Total Organic Carbon (TOC)	1.06	0.0090	0.30	mg/l	1.00		106	85-115			

8K29168

Page 9 of 21



WECK LABORATORIES, INC.

Certificate of Analysis

FINAL REPORT

AEI-CASC Consulting
2740 W. Magnolia Blvd., Ste.102
Burbank, CA 91505

Project Number: Irwindale SW Outfall Mon.

Project Manager: Edmond G. Suher

Reported:
01/23/2019 14:25

Quality Control Results

(Continued)

Conventional Chemistry/Physical Parameters by APHA/EPA/ASTM Methods (Continued)

Analyte	Result	MDL	MRL	Units	Spike Level	Source Result	%REC	Limits	RPD	RPD Limit	Qualifier
Batch: W8L0387 - SM 5310B (Continued)											
Matrix Spike (W8L0387-MS1)						Source: 8L03117-01					
Total Organic Carbon (TOC)	6.66	0.0090	0.30	mg/l	5.00	1.78	98	76-115			
Matrix Spike Dup (W8L0387-MSD1)						Source: 8L03117-01					
Total Organic Carbon (TOC)	6.53	0.0090	0.30	mg/l	5.00	1.78	95	76-115	2	20	
Batch: W8L0464 - EPA 420.4											
Blank (W8L0464-BLK1)						Prepared: 12/07/18 Analyzed: 12/11/18					
Phenolics	ND	0.0042	0.010	mg/l							
LCS (W8L0464-BS1)						Prepared: 12/07/18 Analyzed: 12/11/18					
Phenolics	0.0965	0.0042	0.010	mg/l	0.100		97	90-110			
Matrix Spike (W8L0464-MS1)						Source: 8J01001-03					
Phenolics	0.249	0.0042	0.010	mg/l	0.250	ND	100	90-110			
Matrix Spike Dup (W8L0464-MSD1)						Source: 8J01001-03					
Phenolics	0.256	0.0042	0.010	mg/l	0.250	ND	102	90-110	3	20	
Batch: W8L0694 - EPA 350.1											
Blank (W8L0694-BLK1)						Prepared & Analyzed: 12/11/18					
Ammonia as N	ND	0.048	0.10	mg/l							
Blank (W8L0694-BLK2)						Prepared & Analyzed: 12/11/18					
Ammonia as N	ND	0.048	0.10	mg/l							
LCS (W8L0694-BS1)						Prepared & Analyzed: 12/11/18					
Ammonia as N	0.263	0.048	0.10	mg/l	0.250		105	90-110			
LCS (W8L0694-BS2)						Prepared & Analyzed: 12/11/18					
Ammonia as N	0.260	0.048	0.10	mg/l	0.250		104	90-110			
Matrix Spike (W8L0694-MS1)						Source: 8K29205-11					
Ammonia as N	0.272	0.048	0.10	mg/l	0.250	ND	109	90-110			
Matrix Spike (W8L0694-MS2)						Source: 8K30011-03					
Ammonia as N	0.240	0.048	0.10	mg/l	0.250	ND	96	90-110			
Matrix Spike Dup (W8L0694-MSD1)						Source: 8K29205-11					
Ammonia as N	0.275	0.048	0.10	mg/l	0.250	ND	110	90-110	0.9	15	
Matrix Spike Dup (W8L0694-MSD2)						Source: 8K30011-03					
Ammonia as N	0.240	0.048	0.10	mg/l	0.250	ND	96	90-110	0.1	15	
Batch: W8L0703 - EPA 335.4											
Blank (W8L0703-BLK1)						Prepared: 12/11/18 Analyzed: 12/14/18					
Cyanide, Total	ND	2.7	5.0	ug/l							
LCS (W8L0703-BS1)						Prepared: 12/11/18 Analyzed: 12/14/18					
Cyanide, Total	101	2.7	5.0	ug/l	100		101	90-110			
Matrix Spike (W8L0703-MS1)						Source: 8K29198-01					
Cyanide, Total	925	14	25	ug/l	1000	ND	92	90-110			
Matrix Spike (W8L0703-MS2)						Source: 8K29198-01					



WECK LABORATORIES, INC.

AEI-CASC Consulting
2740 W. Magnolia Blvd., Ste.102
Burbank, CA 91505

Certificate of Analysis

FINAL REPORT

Project Number: Irwindale SW Outfall Mon.

Reported:

01/23/2019 14:25

Project Manager: Edmond G. Suher

Quality Control Results

(Continued)

Conventional Chemistry/Physical Parameters by APHA/EPA/ASTM Methods (Continued)

Analyte	Result	MDL	MRL	Units	Spike Level	Source Result	%REC	Limits	RPD	Limit	Qualifier
Batch: W8L0703 - EPA 335.4 (Continued)											
Matrix Spike (W8L0703-MS2)			Source: 8K29198-01			Prepared: 12/11/18 Analyzed: 12/14/18					
Cyanide, Total	121	2.7	5.0	ug/l	200	ND	60	90-110			MS-03
Matrix Spike Dup (W8L0703-MSD1)			Source: 8K29198-01			Prepared: 12/11/18 Analyzed: 12/14/18					
Cyanide, Total	900	14	25	ug/l	1000	ND	90	90-110	3	20	
Matrix Spike Dup (W8L0703-MSD2)			Source: 8K29198-01			Prepared: 12/11/18 Analyzed: 12/14/18					
Cyanide, Total	171	2.7	5.0	ug/l	200	ND	86	90-110	34	20	MS-03
Batch: W8L0765 - EPA 351.2											
Blank (W8L0765-BLK1)						Prepared: 12/11/18 Analyzed: 12/21/18					
TKN	ND	0.050	0.10	mg/l							
Blank (W8L0765-BLK2)						Prepared: 12/11/18 Analyzed: 12/21/18					
TKN	ND	0.050	0.10	mg/l							
LCS (W8L0765-BS1)						Prepared: 12/11/18 Analyzed: 12/21/18					
TKN	0.947	0.050	0.10	mg/l	1.00		95	90-110			
LCS (W8L0765-BS2)						Prepared: 12/11/18 Analyzed: 12/21/18					
TKN	0.935	0.050	0.10	mg/l	1.00		93	90-110			
Matrix Spike (W8L0765-MS1)			Source: 8K30057-04			Prepared: 12/11/18 Analyzed: 12/21/18					
TKN	1.27	0.050	0.10	mg/l	1.00	0.241	103	90-110			
Matrix Spike (W8L0765-MS2)			Source: 8K30057-05			Prepared: 12/11/18 Analyzed: 12/21/18					
TKN	1.18	0.050	0.10	mg/l	1.00	0.232	95	90-110			
Matrix Spike Dup (W8L0765-MSD1)			Source: 8K30057-04			Prepared: 12/11/18 Analyzed: 12/21/18					
TKN	1.21	0.050	0.10	mg/l	1.00	0.241	97	90-110	5	10	
Matrix Spike Dup (W8L0765-MSD2)			Source: 8K30057-05			Prepared: 12/11/18 Analyzed: 12/21/18					
TKN	1.20	0.050	0.10	mg/l	1.00	0.232	97	90-110	2	10	
Batch: W8L0839 - SM 2510B											
Blank (W8L0839-BLK1)						Prepared: 12/12/18 Analyzed: 12/19/18					
Specific Conductance (EC)	ND	0.23	2.0	umhos/cm							
LCS (W8L0839-BS1)						Prepared: 12/12/18 Analyzed: 12/19/18					
Specific Conductance (EC)	308	0.23	2.0	umhos/cm				95-105			
Duplicate (W8L0839-DUP1)			Source: 8K29072-03			Prepared: 12/12/18 Analyzed: 12/19/18					
Specific Conductance (EC)	52.8	0.23	2.0	umhos/cm		54.4			3	5	



WECK LABORATORIES, INC.

AEI-CASC Consulting
2740 W. Magnolia Blvd., Ste.102
Burbank, CA 91505

Certificate of Analysis

FINAL REPORT

Project Number: Irwindale SW Outfall Mon.

Reported:

01/23/2019 14:25

Project Manager: Edmond G. Suher

Quality Control Results

(Continued)

Hexavalent Chromium by IC

Analyte	Result	MDL	MRL	Units	Spike Level	Source Result	%REC	Limits	RPD	Limit	Qualifier
Batch: W8L0860 - EPA 218.6											
Blank (W8L0860-BLK1)					Prepared: 12/12/18 Analyzed: 12/13/18						
Chromium 6+	ND	0.0048	0.020	ug/l							
LCS (W8L0860-BS1)					Prepared: 12/12/18 Analyzed: 12/13/18						
Chromium 6+	4.75	0.0048	0.020	ug/l	5.00		95	90-110			
Matrix Spike (W8L0860-MS1)					Source: 8K29168-01RE1 Prepared: 12/12/18 Analyzed: 12/13/18						
Chromium 6+	4.77	0.0048	0.020	ug/l	5.00	ND	95	88-112			
Matrix Spike (W8L0860-MS2)					Source: 8K29195-01RE1 Prepared: 12/12/18 Analyzed: 12/13/18						
Chromium 6+	4.93	0.0048	0.020	ug/l	5.00	0.282	93	88-112			
Matrix Spike Dup (W8L0860-MSD1)					Source: 8K29168-01RE1 Prepared: 12/12/18 Analyzed: 12/13/18						
Chromium 6+	4.75	0.0048	0.020	ug/l	5.00	ND	95	88-112	0.6	10	
Matrix Spike Dup (W8L0860-MSD2)					Source: 8K29195-01RE1 Prepared: 12/12/18 Analyzed: 12/13/18						
Chromium 6+	5.00	0.0048	0.020	ug/l	5.00	0.282	94	88-112	1	10	

Batch: W8L0862 - EPA 218.6

Blank (W8L0862-BLK1)					Prepared: 12/12/18 Analyzed: 12/13/18						
Chromium 6+, Dissolved	ND	0.0048	0.020	ug/l							
LCS (W8L0862-BS1)					Prepared: 12/12/18 Analyzed: 12/13/18						
Chromium 6+, Dissolved	5.19	0.0048	0.020	ug/l	5.00		104	90-110			
Matrix Spike (W8L0862-MS1)					Source: 8K29168-01 Prepared: 12/12/18 Analyzed: 12/13/18						
Chromium 6+, Dissolved	24.6	0.024	0.10	ug/l	25.0	0.362	97	88-112			
Matrix Spike Dup (W8L0862-MSD1)					Source: 8K29168-01 Prepared: 12/12/18 Analyzed: 12/13/18						
Chromium 6+, Dissolved	24.8	0.024	0.10	ug/l	25.0	0.362	98	88-112	0.6	10	

Quality Control Results

(Continued)

Hydrocarbons by GC/FID

Analyte	Result	MDL	MRL	Units	Spike Level	Source Result	%REC	Limits	RPD	Limit	Qualifier
Batch: W8K1552 - EPA 8015B											
Blank (W8K1552-BLK1)					Prepared: 11/30/18 Analyzed: 12/03/18						
Diesel Range Organics	0.0436	0.024	0.10	mg/l							J
Oil Range Organics	ND	0.33	0.50	mg/l							
<i>Surrogate(s)</i>											
<i>n-Tetracosane</i>	0.258			mg/l	0.250		103	64-155			
LCS (W8K1552-BS1)					Prepared: 11/30/18 Analyzed: 12/03/18						
Diesel Range Organics	0.332	0.024	0.10	mg/l	0.500		66	56-136			
<i>Surrogate(s)</i>											
<i>n-Tetracosane</i>	0.245			mg/l	0.250		98	64-155			
LCS Dup (W8K1552-BSD1)					Prepared: 11/30/18 Analyzed: 12/03/18						
Diesel Range Organics	0.334	0.024	0.10	mg/l	0.500		67	56-136	0.5	25	
<i>Surrogate(s)</i>											
<i>n-Tetracosane</i>	0.255			mg/l	0.250		102	64-155			

8K29168

Page 12 of 21



WECK LABORATORIES, INC.

AEI-CASC Consulting
2740 W. Magnolia Blvd., Ste.102
Burbank, CA 91505

Certificate of Analysis

FINAL REPORT

Project Number: Irwindale SW Outfall Mon.

Reported:

01/23/2019 14:25

Project Manager: Edmond G. Suher

Quality Control Results

(Continued)

Mercury - Low Level by CVAFS

Analyte	Result	MDL	MRL	Units	Spike Level	Source Result	%REC	Limits	RPD	RPD Limit	Qualifier
Batch: W8L0058 - EPA 1631E											
Blank (W8L0058-BLK1)						Prepared: 12/03/18 Analyzed: 12/04/18					
Mercury, Total	ND	0.31	0.50	ng/l							
LCS (W8L0058-BS1)						Prepared: 12/03/18 Analyzed: 12/04/18					
Mercury, Total	5.08	0.31	0.50	ng/l	5.00		102	85-115			
Matrix Spike (W8L0058-MS1)						Source: 8K29168-01 Prepared: 12/03/18 Analyzed: 12/04/18					
Mercury, Total	58.8	3.1	5.0	ng/l	50.0	10.8	96	75-125			
Matrix Spike (W8L0058-MS2)						Source: 8K29168-02 Prepared: 12/03/18 Analyzed: 12/04/18					
Mercury, Total	5.25	0.31	0.50	ng/l	5.00	ND	105	75-125			
Matrix Spike Dup (W8L0058-MSD1)						Source: 8K29168-01 Prepared: 12/03/18 Analyzed: 12/04/18					
Mercury, Total	61.7	3.1	5.0	ng/l	50.0	10.8	102	75-125	5	20	
Matrix Spike Dup (W8L0058-MSD2)						Source: 8K29168-02 Prepared: 12/03/18 Analyzed: 12/04/18					
Mercury, Total	5.13	0.31	0.50	ng/l	5.00	ND	103	75-125	2	20	



WECK LABORATORIES, INC.

AEI-CASC Consulting
2740 W. Magnolia Blvd., Ste.102
Burbank, CA 91505

Certificate of Analysis

FINAL REPORT

Project Number: Irwindale SW Outfall Mon.

Reported:

01/23/2019 14:25

Project Manager: Edmond G. Suher

Quality Control Results

(Continued)

Metals by EPA 200 Series Methods

Analyte	Result	MDL	MRL	Units	Spike Level	Source Result	%REC	Limits	RPD	Limit	Qualifier
Batch: W8L0154 - EPA 200.8											
Blank (W8L0154-BLK1)						Prepared: 12/04/18 Analyzed: 12/07/18					
Aluminum, Dissolved	2.09	1.3	5.0	ug/l							J, B-07
Aluminum, Total	1.57	1.3	5.0	ug/l							B-07, J
Antimony, Dissolved	0.0700	0.045	0.50	ug/l							B-06, J
Antimony, Total	ND	0.045	0.50	ug/l							
Arsenic, Dissolved	ND	0.074	0.40	ug/l							
Arsenic, Total	ND	0.074	0.40	ug/l							
Cadmium, Dissolved	ND	0.041	0.10	ug/l							
Cadmium, Total	ND	0.041	0.10	ug/l							
Chromium, Dissolved	ND	0.035	0.20	ug/l							
Chromium, Total	ND	0.035	0.20	ug/l							
Copper, Dissolved	ND	0.13	0.50	ug/l							
Copper, Total	ND	0.13	0.50	ug/l							
Iron, Dissolved	2.62	0.91	20	ug/l							B-07, J
Iron, Total	1.80	0.91	20	ug/l							J, B-07
Lead, Dissolved	ND	0.031	0.20	ug/l							
Lead, Total	ND	0.031	0.20	ug/l							
Nickel, Dissolved	ND	0.045	0.80	ug/l							
Nickel, Total	0.0600	0.045	0.80	ug/l							B-06, J
Zinc, Dissolved	2.09	0.94	5.0	ug/l							B-07, J
Zinc, Total	ND	0.94	5.0	ug/l							
LCS (W8L0154-BS1)						Prepared: 12/04/18 Analyzed: 12/07/18					
Aluminum, Dissolved	50.6	1.3	5.0	ug/l	49.9		101	85-115			
Aluminum, Total	50.6	1.3	5.0	ug/l	49.9		101	85-115			
Antimony, Dissolved	50.1	0.045	0.50	ug/l	49.9		100	85-115			
Antimony, Total	50.1	0.045	0.50	ug/l	49.9		100	85-115			
Arsenic, Dissolved	50.9	0.074	0.40	ug/l	49.9		102	85-115			
Arsenic, Total	50.9	0.074	0.40	ug/l	49.9		102	85-115			
Cadmium, Dissolved	51.2	0.041	0.10	ug/l	49.9		103	85-115			
Cadmium, Total	51.2	0.041	0.10	ug/l	49.9		103	85-115			
Chromium, Dissolved	51.1	0.035	0.20	ug/l	49.9		102	85-115			
Chromium, Total	51.1	0.035	0.20	ug/l	49.9		102	85-115			
Copper, Dissolved	53.6	0.13	0.50	ug/l	49.9		107	85-115			
Copper, Total	53.6	0.13	0.50	ug/l	49.9		107	85-115			
Iron, Dissolved	1070	0.91	20	ug/l	1050		102	85-115			
Iron, Total	1070	0.91	20	ug/l	1050		102	85-115			
Lead, Dissolved	50.5	0.031	0.20	ug/l	49.9		101	85-115			
Lead, Total	50.5	0.031	0.20	ug/l	49.9		101	85-115			
Nickel, Dissolved	51.9	0.045	0.80	ug/l	49.9		104	85-115			
Nickel, Total	51.9	0.045	0.80	ug/l	49.9		104	85-115			

8K29168

Page 14 of 21



WECK LABORATORIES, INC.

AEI-CASC Consulting
2740 W. Magnolia Blvd., Ste.102
Burbank, CA 91505

Certificate of Analysis

FINAL REPORT

Project Number: Irwindale SW Outfall Mon.

Reported:

01/23/2019 14:25

Project Manager: Edmond G. Suher

Quality Control Results


(Continued)

Metals by EPA 200 Series Methods (Continued)

Analyte	Result	MDL	MRL	Units	Spike Level	Source Result	%REC	Limits	RPD	RPD Limit	Qualifier
Batch: W8L0154 - EPA 200.8 (Continued)											
LCS (W8L0154-BS1)					Prepared: 12/04/18 Analyzed: 12/07/18						
Zinc, Dissolved	57.1	0.94	5.0	ug/l	49.9		114	85-115			
Zinc, Total	57.1	0.94	5.0	ug/l	49.9		114	85-115			
Matrix Spike (W8L0154-MS1)					Source: 8K29072-01 Prepared: 12/04/18 Analyzed: 12/07/18						
Aluminum, Total	672	1.3	5.0	ug/l	49.9	575	193	70-130			MS-02
Antimony, Total	50.6	0.045	0.50	ug/l	49.9	1.74	98	70-130			
Arsenic, Total	51.0	0.074	0.40	ug/l	49.9	0.670	101	70-130			
Cadmium, Total	50.3	0.041	0.10	ug/l	49.9	0.160	100	70-130			
Chromium, Total	52.7	0.035	0.20	ug/l	49.9	1.90	102	70-130			
Copper, Total	71.6	0.13	0.50	ug/l	49.9	19.1	105	70-130			
Iron, Total	1950	0.91	20	ug/l	1050	869	103	70-130			
Lead, Total	55.3	0.031	0.20	ug/l	49.9	5.40	100	70-130			
Nickel, Total	55.0	0.045	0.80	ug/l	49.9	3.44	103	70-130			
Zinc, Total	216	0.94	5.0	ug/l	49.9	156	118	70-130			
Matrix Spike (W8L0154-MS2)					Source: 8K29072-02 Prepared: 12/04/18 Analyzed: 12/07/18						
Aluminum, Total	751	1.3	5.0	ug/l	49.9	682	139	70-130			MS-02
Antimony, Total	51.3	0.045	0.50	ug/l	49.9	2.38	98	70-130			
Arsenic, Total	51.8	0.074	0.40	ug/l	49.9	1.39	101	70-130			
Cadmium, Total	50.1	0.041	0.10	ug/l	49.9	0.110	100	70-130			
Chromium, Total	52.6	0.035	0.20	ug/l	49.9	2.26	101	70-130			
Copper, Total	70.7	0.13	0.50	ug/l	49.9	20.1	102	70-130			
Iron, Total	1980	0.91	20	ug/l	1050	918	101	70-130			
Lead, Total	54.3	0.031	0.20	ug/l	49.9	4.77	99	70-130			
Nickel, Total	53.8	0.045	0.80	ug/l	49.9	4.61	99	70-130			
Zinc, Total	130	0.94	5.0	ug/l	49.9	76.3	108	70-130			
Matrix Spike Dup (W8L0154-MSD1)					Source: 8K29072-01 Prepared: 12/04/18 Analyzed: 12/07/18						
Aluminum, Total	657	1.3	5.0	ug/l	49.9	575	163	70-130	2	30	MS-02
Antimony, Total	50.2	0.045	0.50	ug/l	49.9	1.74	97	70-130	1	30	
Arsenic, Total	50.6	0.074	0.40	ug/l	49.9	0.670	100	70-130	0.8	30	
Cadmium, Total	49.7	0.041	0.10	ug/l	49.9	0.160	99	70-130	1	30	
Chromium, Total	51.6	0.035	0.20	ug/l	49.9	1.90	100	70-130	2	30	
Copper, Total	70.3	0.13	0.50	ug/l	49.9	19.1	103	70-130	2	30	
Iron, Total	1920	0.91	20	ug/l	1050	869	100	70-130	2	30	
Lead, Total	54.7	0.031	0.20	ug/l	49.9	5.40	99	70-130	1	30	
Nickel, Total	54.0	0.045	0.80	ug/l	49.9	3.44	101	70-130	2	30	
Zinc, Total	213	0.94	5.0	ug/l	49.9	156	113	70-130	1	30	
Matrix Spike Dup (W8L0154-MSD2)					Source: 8K29072-02 Prepared: 12/04/18 Analyzed: 12/07/18						
Aluminum, Total	734	1.3	5.0	ug/l	49.9	682	105	70-130	2	30	
Antimony, Total	51.2	0.045	0.50	ug/l	49.9	2.38	98	70-130	0.1	30	
Arsenic, Total	51.3	0.074	0.40	ug/l	49.9	1.39	100	70-130	1	30	

8K29168

Page 15 of 21



WECK LABORATORIES, INC.

AEI-CASC Consulting
2740 W. Magnolia Blvd., Ste.102
Burbank, CA 91505

Certificate of Analysis

FINAL REPORT

Project Number: Irwindale SW Outfall Mon.

Reported:

01/23/2019 14:25

Project Manager: Edmond G. Suher

Quality Control Results

(Continued)

Metals by EPA 200 Series Methods (Continued)

Analyte	Result	MDL	MRL	Units	Spike Level	Source Result	%REC	Limits	RPD	Limit	Qualifier
Batch: W8L0154 - EPA 200.8 (Continued)											
Matrix Spike Dup (W8L0154-MSD2)			Source: 8K29072-02			Prepared: 12/04/18 Analyzed: 12/07/18					
Cadmium, Total	50.0	0.041	0.10	ug/l	49.9	0.110	100	70-130	0.1	30	
Chromium, Total	52.1	0.035	0.20	ug/l	49.9	2.26	100	70-130	0.9	30	
Copper, Total	70.6	0.13	0.50	ug/l	49.9	20.1	101	70-130	0.2	30	
Iron, Total	1960	0.91	20	ug/l	1050	918	99	70-130	1	30	
Lead, Total	53.8	0.031	0.20	ug/l	49.9	4.77	98	70-130	0.9	30	
Nickel, Total	54.0	0.045	0.80	ug/l	49.9	4.61	99	70-130	0.5	30	
Zinc, Total	130	0.94	5.0	ug/l	49.9	76.3	109	70-130	0.08	30	
Batch: W8L0155 - EPA 200.7											
Blank (W8L0155-BLK1)			Prepared: 12/04/18 Analyzed: 12/06/18								
Calcium, Total	ND	0.0160	0.100	mg/l							
LCS (W8L0155-BS1)			Prepared: 12/04/18 Analyzed: 12/06/18								
Calcium, Total	50.4	0.0160	0.100	mg/l	50.0		101	85-115			
Matrix Spike (W8L0155-MS1)			Source: 8K29072-03			Prepared: 12/04/18 Analyzed: 12/06/18					
Calcium, Total	56.7	0.0160	0.100	mg/l	50.0	5.68	102	70-130			
Matrix Spike Dup (W8L0155-MSD1)			Source: 8K29072-03			Prepared: 12/04/18 Analyzed: 12/06/18					
Calcium, Total	56.7	0.0160	0.100	mg/l	50.0	5.68	102	70-130	0.06	30	
Batch: W9A0840 - EPA 200.7											
Blank (W9A0840-BLK1)			Prepared: 01/15/19 Analyzed: 01/17/19								
Phosphorus, Dissolved	ND	0.012	0.020	mg/l							
Phosphorus, Total	ND	0.012	0.020	mg/l							
LCS (W9A0840-BS1)			Prepared: 01/15/19 Analyzed: 01/17/19								
Phosphorus, Dissolved	0.994	0.012	0.020	mg/l	1.00		99	85-115			
Phosphorus, Total	0.994	0.012	0.020	mg/l	1.00		99	85-115			
Matrix Spike (W9A0840-MS1)			Source: 8K29059-02			Prepared: 01/15/19 Analyzed: 01/17/19					
Phosphorus, Total	1.54	0.012	0.020	mg/l	1.00	0.574	96	70-130			
Matrix Spike (W9A0840-MS2)			Source: 8K29168-01			Prepared: 01/15/19 Analyzed: 01/17/19					
Phosphorus, Total	1.31	0.012	0.020	mg/l	1.00	0.252	106	70-130			
Matrix Spike Dup (W9A0840-MSD1)			Source: 8K29059-02			Prepared: 01/15/19 Analyzed: 01/17/19					
Phosphorus, Total	1.58	0.012	0.020	mg/l	1.00	0.574	100	70-130	3	30	
Matrix Spike Dup (W9A0840-MSD2)			Source: 8K29168-01			Prepared: 01/15/19 Analyzed: 01/17/19					
Phosphorus, Total	1.31	0.012	0.020	mg/l	1.00	0.252	106	70-130	0.08	30	



WECK LABORATORIES, INC.

AEI-CASC Consulting
2740 W. Magnolia Blvd., Ste.102
Burbank, CA 91505

Certificate of Analysis

FINAL REPORT

Project Number: Irwindale SW Outfall Mon.

Reported:

01/23/2019 14:25

Project Manager: Edmond G. Suher

Quality Control Results

(Continued)

Microbiological Parameters by Standard Methods

Analyte	Result	MDL	MRL	Units	Spike Level	Source Result	%REC	Limits	RPD	Limit	Qualifier
Batch: W8L0966 - SM 9221F											
Blank (W8L0966-BLK3)						Prepared: 11/29/18 Analyzed: 12/01/18					
E. coli	ND		1.8	MPN/100ml							
Blank (W8L0966-BLK5)						Prepared: 11/29/18 Analyzed: 12/04/18					
E. coli	ND		1.8	MPN/100ml							
Blank (W8L0966-BLK6)						Prepared: 11/30/18 Analyzed: 12/03/18					
E. coli	ND		1.8	MPN/100ml							
Blank (W8L0966-BLK7)						Prepared: 11/29/18 Analyzed: 12/07/18					
E. coli	ND		1.8	MPN/100ml							
Blank (W8L0966-BLK8)						Prepared: 11/29/18 Analyzed: 12/07/18					
E. coli	ND		1.8	MPN/100ml							



WECK LABORATORIES, INC.

AEI-CASC Consulting
2740 W. Magnolia Blvd., Ste.102
Burbank, CA 91505

Certificate of Analysis

FINAL REPORT

Project Number: Irwindale SW Outfall Mon.

Reported:

01/23/2019 14:25

Project Manager: Edmond G. Suher

Quality Control Results

(Continued)

Semivolatile Organics - Low Level by Tandem GC/MS/MS

Analyte	Result	MDL	MRL	Units	Spike Level	Source Result	%REC	Limits	RPD	Limit	Qualifier
Batch: W8L0255 - EPA 625.1											
Blank (W8L0255-BLK1)					Prepared: 12/05/18 Analyzed: 01/09/19						
1-Methylnaphthalene	ND	0.56	5.0	ng/l							
1-Methylphenanthrene	ND	0.98	5.0	ng/l							
2,6-Dimethylnaphthalene	ND	0.65	5.0	ng/l							
2-Methylnaphthalene	ND	0.82	5.0	ng/l							
Acenaphthene	ND	0.43	5.0	ng/l							
Acenaphthylene	ND	0.52	5.0	ng/l							
Anthracene	ND	0.91	5.0	ng/l							
Benzo (a) anthracene	ND	0.79	5.0	ng/l							
Benzo (a) pyrene	ND	0.58	5.0	ng/l							
Benzo (b) fluoranthene	ND	1.6	5.0	ng/l							
Benzo (e) pyrene	ND	0.95	5.0	ng/l							
Benzo (g,h,i) perylene	ND	0.90	5.0	ng/l							
Benzo (k) fluoranthene	ND	0.52	5.0	ng/l							
Biphenyl	ND	0.49	5.0	ng/l							
Chrysene	ND	0.52	5.0	ng/l							
Dibenzo (a,h) anthracene	ND	1.2	5.0	ng/l							
Fluoranthene	ND	1.3	5.0	ng/l							
Fluorene	ND	0.75	5.0	ng/l							
Indeno (1,2,3-cd) pyrene	ND	0.99	5.0	ng/l							
Naphthalene	3.18	0.53	5.0	ng/l							J
Perylene	ND	3.0	5.0	ng/l							
Phenanthrene	1.72	0.96	5.0	ng/l							J
Pyrene	ND	0.68	5.0	ng/l							
Surrogate(s)											
1,3-Dimethyl-2-nitrobenzene	75.0			ng/l	100		75	50-150			
Perylene-d12	46.9			ng/l	100		47	50-150			S-11
LCS (W8L0255-BS1)					Prepared: 12/05/18 Analyzed: 01/10/19						
Acenaphthene	35.9	0.43	5.0	ng/l	50.0		72	50-150			
Acenaphthylene	37.3	0.52	5.0	ng/l	50.0		75	50-150			
Anthracene	35.2	0.91	5.0	ng/l	50.0		70	50-150			
Benzo (a) anthracene	32.0	0.79	5.0	ng/l	50.0		64	50-150			
Benzo (a) pyrene	29.1	0.58	5.0	ng/l	50.0		58	50-150			
Benzo (b) fluoranthene	33.5	1.6	5.0	ng/l	50.0		67	50-150			
Benzo (g,h,i) perylene	22.1	0.90	5.0	ng/l	50.0		44	50-150			BS-03
Benzo (k) fluoranthene	28.6	0.52	5.0	ng/l	50.0		57	50-150			
Chrysene	28.0	0.52	5.0	ng/l	50.0		56	50-150			
Dibenzo (a,h) anthracene	23.3	1.2	5.0	ng/l	50.0		47	50-150			BS-03
Fluoranthene	33.1	1.3	5.0	ng/l	50.0		66	50-150			
Fluorene	37.6	0.75	5.0	ng/l	50.0		75	50-150			



WECK LABORATORIES, INC.

AEI-CASC Consulting
2740 W. Magnolia Blvd., Ste.102
Burbank, CA 91505

Certificate of Analysis

FINAL REPORT

Project Number: Irwindale SW Outfall Mon.

Reported:

01/23/2019 14:25

Project Manager: Edmond G. Suher

Quality Control Results

(Continued)

Semivolatile Organics - Low Level by Tandem GC/MS/MS (Continued)

Analyte	Result	MDL	MRL	Units	Spike Level	Source Result	%REC	Limits	RPD	RPD Limit	Qualifier
Batch: W8L0255 - EPA 625.1 (Continued)											
LCS (W8L0255-BS1)						Prepared: 12/05/18 Analyzed: 01/10/19					
Indeno (1,2,3-cd) pyrene	28.8	0.99	5.0	ng/l	50.0		58	50-150			
Naphthalene	39.0	0.53	5.0	ng/l	50.0		78	50-150			
Phenanthrene	37.5	0.96	5.0	ng/l	50.0		75	50-150			
Pyrene	30.7	0.68	5.0	ng/l	50.0		61	50-150			
<i>Surrogate(s)</i>											
1,3-Dimethyl-2-nitrobenzene	78.6			ng/l	100		79	50-150			
Perylene-d12	50.2			ng/l	100		50	50-150			
LCS Dup (W8L0255-BSD1)						Prepared: 12/05/18 Analyzed: 01/10/19					
Acenaphthene	33.8	0.43	5.0	ng/l	50.0		68	50-150	6	30	
Acenaphthylene	34.6	0.52	5.0	ng/l	50.0		69	50-150	8	30	
Anthracene	31.9	0.91	5.0	ng/l	50.0		64	50-150	10	30	
Benzo (a) anthracene	30.5	0.79	5.0	ng/l	50.0		61	50-150	5	30	
Benzo (a) pyrene	27.6	0.58	5.0	ng/l	50.0		55	50-150	5	30	
Benzo (b) fluoranthene	32.2	1.6	5.0	ng/l	50.0		64	50-150	4	30	
Benzo (g,h,i) perylene	21.2	0.90	5.0	ng/l	50.0		42	50-150	4	30	BS-03
Benzo (k) fluoranthene	27.5	0.52	5.0	ng/l	50.0		55	50-150	4	30	
Chrysene	27.9	0.52	5.0	ng/l	50.0		56	50-150	0.5	30	
Dibenzo (a,h) anthracene	20.0	1.2	5.0	ng/l	50.0		40	50-150	15	30	BS-03
Fluoranthene	32.0	1.3	5.0	ng/l	50.0		64	50-150	3	30	
Fluorene	34.6	0.75	5.0	ng/l	50.0		69	50-150	8	30	
Indeno (1,2,3-cd) pyrene	25.0	0.99	5.0	ng/l	50.0		50	50-150	14	30	
Naphthalene	33.6	0.53	5.0	ng/l	50.0		67	50-150	15	30	
Phenanthrene	35.3	0.96	5.0	ng/l	50.0		71	50-150	6	30	
Pyrene	30.0	0.68	5.0	ng/l	50.0		60	50-150	2	30	
<i>Surrogate(s)</i>											
1,3-Dimethyl-2-nitrobenzene	64.5			ng/l	100		65	50-150			
Perylene-d12	53.4			ng/l	100		53	50-150			
Matrix Spike (W8L0255-MS1)						Source: 8K29205-01 Prepared: 12/05/18 Analyzed: 01/09/19					
Acenaphthene	21.7	0.43	5.0	ng/l	50.0	1.04	41	50-150			MS-05
Acenaphthylene	22.9	0.52	5.0	ng/l	50.0	0.795	44	50-150			MS-05
Anthracene	35.1	0.91	5.0	ng/l	50.0	3.01	64	50-150			
Benzo (a) anthracene	31.5	0.79	5.0	ng/l	50.0	ND	63	50-150			
Benzo (a) pyrene	33.6	0.58	5.0	ng/l	50.0	0.874	65	50-150			
Benzo (b) fluoranthene	30.1	1.6	5.0	ng/l	50.0	1.70	57	50-150			
Benzo (g,h,i) perylene	36.3	0.90	5.0	ng/l	50.0	2.01	69	50-150			
Benzo (k) fluoranthene	31.2	0.52	5.0	ng/l	50.0	0.524	61	50-150			
Chrysene	30.1	0.52	5.0	ng/l	50.0	2.55	55	50-150			
Dibenzo (a,h) anthracene	37.1	1.2	5.0	ng/l	50.0	ND	74	50-150			
Fluoranthene	46.0	1.3	5.0	ng/l	50.0	4.28	83	50-150			



WECK LABORATORIES, INC.

AEI-CASC Consulting
2740 W. Magnolia Blvd., Ste.102
Burbank, CA 91505

Certificate of Analysis

FINAL REPORT

Project Number: Irwindale SW Outfall Mon.

Reported:

01/23/2019 14:25

Project Manager: Edmond G. Suher

Quality Control Results

(Continued)

Semivolatile Organics - Low Level by Tandem GC/MS/MS (Continued)

Analyte	Result	MDL	MRL	Units	Spike Level	Source Result	%REC	Limits	RPD	RPD Limit	Qualifier
Batch: W8L0255 - EPA 625.1 (Continued)											
Matrix Spike (W8L0255-MS1)			Source: 8K29205-01			Prepared: 12/05/18 Analyzed: 01/09/19					
Fluorene	26.7	0.75	5.0	ng/l	50.0	2.74	48	50-150			MS-05
Indeno (1,2,3-cd) pyrene	38.5	0.99	5.0	ng/l	50.0	1.59	74	50-150			
Naphthalene	21.6	0.53	5.0	ng/l	50.0	6.74	30	50-150			MS-05
Phenanthrene	38.5	0.96	5.0	ng/l	50.0	7.88	61	50-150			
Pyrene	39.9	0.68	5.0	ng/l	50.0	4.01	72	50-150			
<i>Surrogate(s)</i>											
1,3-Dimethyl-2-nitrobenzene	32.1			ng/l	100		32	50-150			S-MS1
Perylene-d12	46.2			ng/l	100		46	50-150			S-MS1
Matrix Spike Dup (W8L0255-MSD1)			Source: 8K29205-01			Prepared: 12/05/18 Analyzed: 01/10/19					
Acenaphthene	24.2	0.43	5.0	ng/l	50.0	1.04	46	50-150	11	30	MS-05
Acenaphthylene	25.7	0.52	5.0	ng/l	50.0	0.795	50	50-150	12	30	
Anthracene	36.0	0.91	5.0	ng/l	50.0	3.01	66	50-150	3	30	
Benzo (a) anthracene	29.6	0.79	5.0	ng/l	50.0	ND	59	50-150	6	30	
Benzo (a) pyrene	26.8	0.58	5.0	ng/l	50.0	0.874	52	50-150	23	30	
Benzo (b) fluoranthene	26.1	1.6	5.0	ng/l	50.0	1.70	49	50-150	14	30	MS-05
Benzo (g,h,i) perylene	28.5	0.90	5.0	ng/l	50.0	2.01	53	50-150	24	30	
Benzo (k) fluoranthene	25.0	0.52	5.0	ng/l	50.0	0.524	49	50-150	22	30	MS-05
Chrysene	27.3	0.52	5.0	ng/l	50.0	2.55	49	50-150	10	30	MS-05
Dibenzo (a,h) anthracene	30.2	1.2	5.0	ng/l	50.0	ND	60	50-150	21	30	
Fluoranthene	39.9	1.3	5.0	ng/l	50.0	4.28	71	50-150	14	30	
Fluorene	30.7	0.75	5.0	ng/l	50.0	2.74	56	50-150	14	30	
Indeno (1,2,3-cd) pyrene	31.2	0.99	5.0	ng/l	50.0	1.59	59	50-150	21	30	
Naphthalene	28.1	0.53	5.0	ng/l	50.0	6.74	43	50-150	26	30	MS-05
Phenanthrene	39.2	0.96	5.0	ng/l	50.0	7.88	63	50-150	2	30	
Pyrene	36.5	0.68	5.0	ng/l	50.0	4.01	65	50-150	9	30	
<i>Surrogate(s)</i>											
1,3-Dimethyl-2-nitrobenzene	45.0			ng/l	100		45	50-150			S-MS1
Perylene-d12	43.3			ng/l	100		43	50-150			S-MS1



WECK LABORATORIES, INC.

AEI-CASC Consulting
2740 W. Magnolia Blvd., Ste.102
Burbank, CA 91505

Certificate of Analysis

FINAL REPORT

Project Number: Irwindale SW Outfall Mon.

Project Manager: Edmond G. Suher

Reported:
01/23/2019 14:25



Notes and Definitions


Item	Definition
*	The recommended holding time for this analysis is only 15 minutes. The sample was analyzed as soon as it was possible but it was received and analyzed past holding time.
B-06	This analyte was found in the method blank, which was possibly contaminated during sample preparation. The batch was accepted since this analyte was either not detected or more than 10 times of the blank value for all the samples in the batch.
B-07	This analyte was found in the method blank at levels above the MDL but below the reporting limit.
BS-03	The recovery of this analyte in the BS/LCS was outside the control limits. The sample result was accepted based on another acceptable BS/LCS and/or MS and MSD that meet BS criteria.
J	Estimated conc. detected <MRL and >MDL.
M-02	Due to the nature of matrix interferences, sample was diluted prior to preparation. The MDL and MRL were raised due to the dilution.
M-04	Due to the nature of matrix interferences, sample extract was diluted prior to analysis. The MDL and MRL were raised due to the dilution.
M-05	Due to the nature of matrix interferences, sample was diluted prior to analysis. The MDL and MRL were raised due to the dilution.
MS-02	The RPD and/or percent recovery for this QC spike sample cannot be accurately calculated due to the high concentration of analyte inherent in the sample.
MS-03	Multiple analyses indicate the percent recovery is out of acceptance limits due to a possible matrix effect.
MS-05	The spike recovery and/or RPD were outside acceptance limits for the MS and/or MSD due to possible matrix interference. The LCS and/or LCSD were within acceptance limits showing that the laboratory is in control and the data is acceptable.
O-21	This sample was analyzed 1 hour past the EPA recommended holding time.
S-11	Surrogate recovery outside of control limits. The data was accepted based on valid recovery of the remaining surrogate.
S-MS1	Surrogate recovery outside of acceptance window confirmed as matrix effect by analysis of MS/MSD on this sample.
ND	NOT DETECTED at or above the Method Reporting Limit (MRL). If Method Detection Limit (MDL) is reported, then ND means not detected at or above the MDL.
Dil	Dilution
dry	Sample results reported on a dry weight basis
RPD	Relative Percent Difference
% Rec	Percent Recovery
Source	Sample that was matrix spiked or duplicated.
MDL	Method Detection Limit
MRL	The minimum levels, concentrations, or quantities of a target variable (e.g., target analyte) that can be reported with a specified degree of confidence. The MRL is also known as Limit of Quantitation (LOQ) and Detection Limit for Reporting (DLR)
MDA	Minimum Detectable Activity
NR	Not Reportable
TIC	Tentatively Identified Compound (TIC) using mass spectrometry. The reported concentration is relative concentration based on the nearest internal standard. If the library search produces no matches at, or above 85%, the compound is reported as unknown.

Any remaining sample(s) will be disposed of one month from the final report date unless other arrangements are made in advance.

An Absence of Total Coliform meets the drinking water standards as established by the California State Water Resources Control Board (SWRCB)

All results are expressed on wet weight basis unless otherwise specified.

All samples collected by Weck Laboratories have been sampled in accordance to laboratory SOP Number MIS 002.



Inwindsale Project

WEEK LABORATORIES, INC.
Analytical Laboratory Service - Since 1953

Engineering & Analytical Service Quotation

Contact: Ed Suher
Client Name: AECASC Consulting
Address: ~~2740 W. Magnolia Blvd., Ste. 102~~
~~Durham, CA 94503~~
Phone: (818) 841-9664
~~Fax: (818) 841-8949~~

633 W. Route 66, Suite A
Glendora, CA 91740

Printed: 10/18/2017
Effective: 10/17/17
Expires: 06/30/18

Project: MS4 - Storm Water Monitoring 2017-2018

2018-2019

Code	Method	Qty	TAT* (workdays)	Unit Price	Extended Price
Water					
200.7 Hardness	_Varies	1	15	\$15.00	\$15.00
Alkalinity, total - SM 2320B	SM 2320B	1	15	\$5.00	\$5.00
Aluminum - EPA 200.8	EPA 200.8	1	15	\$10.00	\$10.00
Aluminum, dissolved - EPA 200.8	EPA 200.8	1	15	\$10.00	\$10.00
Ammonia-N - EPA 350.1	EPA 350.1	1	15	\$15.00	\$15.00
Antimony - EPA 200.8	EPA 200.8	1	15	\$10.00	\$10.00
Antimony, dissolved - EPA 200.8	EPA 200.8	1	15	\$10.00	\$10.00
Arsenic - EPA 200.8	EPA 200.8	1	15	\$10.00	\$10.00
Arsenic, dissolved - EPA 200.8	EPA 200.8	1	15	\$10.00	\$10.00
Biochemical Oxygen Demand - SM5210B	SM 5210B	1	15	\$40.00	\$40.00
Cadmium - EPA 200.8	EPA 200.8	1	15	\$10.00	\$10.00
Cadmium, dissolved - EPA 200.8	EPA 200.8	1	15	\$10.00	\$10.00
Chemical Oxygen Demand - EPA 410.4	EPA 410.4	1	15	\$20.00	\$20.00
Chloride - EPA 300.0	EPA 300.0	1	15	\$15.00	\$15.00
Chromium - EPA 200.8	EPA 200.8	1	15	\$10.00	\$10.00
Chromium, dissolved - EPA 200.8	EPA 200.8	1	15	\$10.00	\$10.00
Chromium, Hexavalent - EPA 218.6	EPA 218.6	1	15	\$35.00	\$35.00
Chromium, Hexavalent, dissolved - EPA 218.6	EPA 218.6	1	15	\$50.00	\$50.00
Copper - EPA 200.8	EPA 200.8	1	15	\$10.00	\$10.00
Copper, dissolved - EPA 200.8	EPA 200.8	1	15	\$10.00	\$10.00
Cyanide, Total - ASTM D 7511	ASTM D7511	1	15	\$40.00	\$40.00
Dissolved Oxygen - SM 4500O-G	SM 4500O-G	1	15	\$15.00	\$15.00
E.Coli Coliform by Enumeration SM9221 F	SM 9221F	1	15	\$20.00	\$20.00
Enterococcus - Enterolert	Enterolert	1	15	\$35.00	\$35.00
EPA 516.3 - Chlorinated Acid Herbicides	EPA 516.3	1	15	\$100.00	\$100.00
EPA 8015B - Diesel & Oil Range Organics (DRO/ORO)	EPA 8015D	1	15	\$45.00	\$45.00
Fecal Coliform by Enumeration SM9221E 3 dilutions	SM 9221E	1	15	\$25.00	\$25.00
Iron - EPA 200.8	EPA 200.8	1	15	\$10.00	\$10.00
Iron, dissolved - EPA 200.8	EPA 200.8	1	15	\$10.00	\$10.00
Lead - EPA 200.8	EPA 200.8	1	15	\$10.00	\$10.00
Lead, dissolved - EPA 200.8	EPA 200.8	1	15	\$10.00	\$10.00
MBAS - SM 5540 C	SM 5540C	1	15	\$30.00	\$30.00
Mercury, Diss, low-level - EPA 1631E	EPA 1631E	1	15	\$100.00	\$100.00
Mercury, total, low-level - EPA 1631E	EPA 1631E	1	15	\$100.00	\$100.00
Nickel - EPA 200.8	EPA 200.8	1	15	\$10.00	\$10.00
Nickel, dissolved - EPA 200.8	EPA 200.8	1	15	\$10.00	\$10.00
Nitrite+Nitrate-N - EPA 300.0	EPA 300.0	1	15	\$15.00	\$15.00
PAHs low level in water by GC/MS/MS	GC/MS/MS	1	15	\$215.00	\$215.00
Phenolics in water - EPA 420.4	EPA 420.4	1	15	\$45.00	\$45.00
Phosphorus Dissolved - EPA 365.3	EPA 365.3	1	15	\$40.00	\$40.00

Bid Project: AECASC Consulting - MS4 - Storm Water Monitoring 2017-2018

Page 1 of 2

Weck Laboratories, Inc. 14859 East Clark Avenue, City of Industry, CA 91745. Phone: (626) 336-2139 Fax: (626) 336 - 2634

www.wecklabs.com



Immediate Cont'd

WECK LABORATORIES, INC.

Applied Laboratory Services - State 10/1/17

Code	Method	Qty	TAT * (workdays)	Unit Price	Extended Price
Phosphorus, Total as P - EPA 365.1	EPA 365.1	1	15	\$30.00	\$30.00
Specific Conductance (EC) - SM 2510B	SM 2510B	1	15	\$25.00	\$25.00
Sulfate - EPA 300.0	EPA 300.0	1	15	\$15.00	\$15.00
Total Coliforms by Enumeration - SM 9221B-3 dil.	SM 9221B	1	15	\$15.00	\$15.00
Total Dissolved Solids - SM 2540C	SM 2540C	1	15	\$15.00	\$15.00
Total Kjeldahl Nitrogen by EPA 351.2	EPA 351.2	1	15	\$35.00	\$35.00
Total Organic Carbon - SM 5310C	SM 5310C	1	15	\$35.00	\$35.00
Total Suspended Solids - SM 2540D	SM 2540D	1	15	\$15.00	\$15.00
Turbidity - EPA 180.1	EPA 180.1	1	15	\$10.00	\$10.00
Volatile Suspended Solids - 160.4	EPA 160.4	1	15	\$15.00	\$15.00
Zinc - EPA 200.8	EPA 200.8	1	15	\$10.00	\$10.00
Zinc, dissolved - EPA 200.8	EPA 200.8	1	15	\$10.00	\$10.00
Additional Items (if requested or applicable, will be charged at listed rates)					
Afterhours - Holiday 10p before-8a after /hr/empl		1		\$400.00	\$400.00
Afterhours - Rain Event - Standby flat fee		1		\$300.00	\$300.00
Afterhours - Weekday 10p-8a /hour/employee		1		\$300.00	\$300.00
Afterhours - Weekday 6p-10p /hour/employee		1		\$200.00	\$200.00
Afterhours - Weekend 10p Fri-8a Mon /hr/empl		1		\$300.00	\$300.00
Extra per micro dilution		1		\$10.00	\$10.00
Filtration Fee		1		\$15.00	\$15.00

Bid Total: \$2,985.00

200.7 Hardness consists of:

Calcium - EPA 200.7

Marilyn Romero

Marilyn Romero

Client Services Manager

* Subject to Capacity

Payment terms are NET 30 days from invoice date. New accounts require payment prior to the release of test results until a credit application has been approved. Weck Laboratories accepts credit card payments (VISA/Master Card, American Express). Credit application/credit card approval form and Weck Laboratories' terms & conditions can be found at www.wecklabs.com under Resources. Paperless reports (PDF) are included while mailed paper reports are available at additional cost

Method Reporting Limits (MRL) and Method Detection Limits (MDL) are based upon specified sample volume or weight. When matrix interferences are apparent, sample amounts may be reduced during the preparation step and/or may be diluted prior to analysis. This is done to reduce analytical interference and instrumental contamination and will result in elevated MRL/ MDL on the test report.